

Cargo Light Control

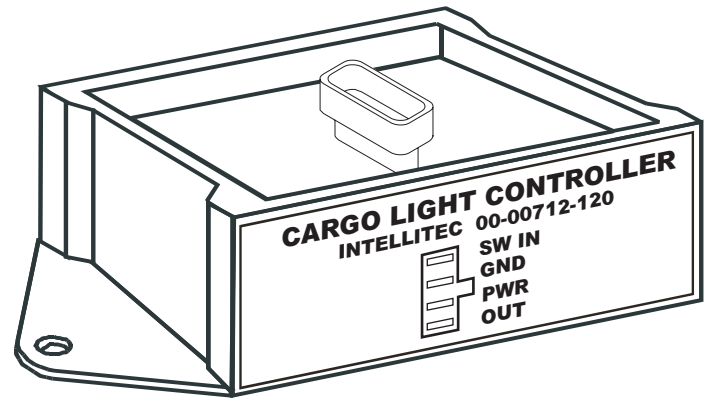
Intellitec's **Cargo Light Control** is designed to control the box lights on service vehicles. It is easy to install, provides multi-point switching and uses momentary switches in parallel to turn the lights on and off.

In addition to this convenient on/off function, the **CLC** offers battery rundown protection from the lights being accidentally left on. If the lights are left on for more than twenty minutes, the **CLC** will blink the lights at a rate of six to ten times per minute alerting the driver of an impending shut off. After one minute, the lights will automatically be turned off, preventing further run down of the battery.

If the driver wants to keep the lights on, he simply turns the **CLC** on again, allowing another twenty minutes of use.

The **CLC** also includes low battery indication. If the battery voltage falls below 12 volts for a period of two minutes while the lights are on, the lights will blink six to ten times per minute and then shut off.

The **Cargo Light Control** is a water proof module, suitable for harsh environments. The electrical connections are made with a Packard Weather pack connector.

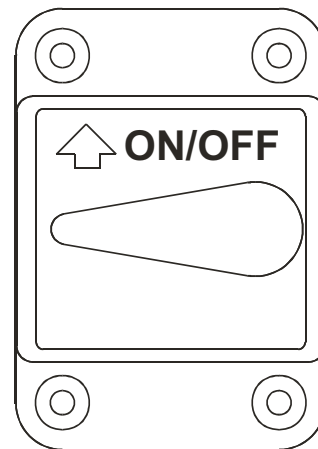


Part Number:

00-00712-120 (12V)

00-00712-240 (24V)

The **Cargo Light Control** is activated by a momentary switch connected to ground. Intellitec offers a companion switch (*below*) to activate this control. This weather tight switch can be used in applications where washing down the interior of the truck is routinely performed.



Part Number:

00-01010-000

Actual Size: 3.56" H X 2.5" W



Intellitec

131 Eisenhower Lane North
Lombard, IL 60148

630.268.0010 / 1.800.251.2408

FAX 630.916.7890

www.intellitec.com

P/N 53-00712-120 Rev. F 090908

Cargo Light Control

How It Works

Intellitec's **Cargo Light Control** operates as a multi-point controller by sensing the voltage on the Switch input line. When this voltage drops to zero, as would be done by a momentary switch to ground, the system changes the state of the light either to on or off. This allows as many switches as desired, to be used on the system with simple "one wire" and ground connections.

In addition to the multi-point control, the unit includes a timer to automatically shut off the lights in the event the driver forgets. The timer begins its cycle when the lights are turned on. At the end of a twenty minute period, a second timer begins to blink the light six to ten times, alerting the driver the lights are about to go off. If the battery is low, the twenty minute timer is shortened to two minutes. This will alert the driver of the low battery and prevent the lights from further discharging the battery.

Specifications:

Part Numbers:

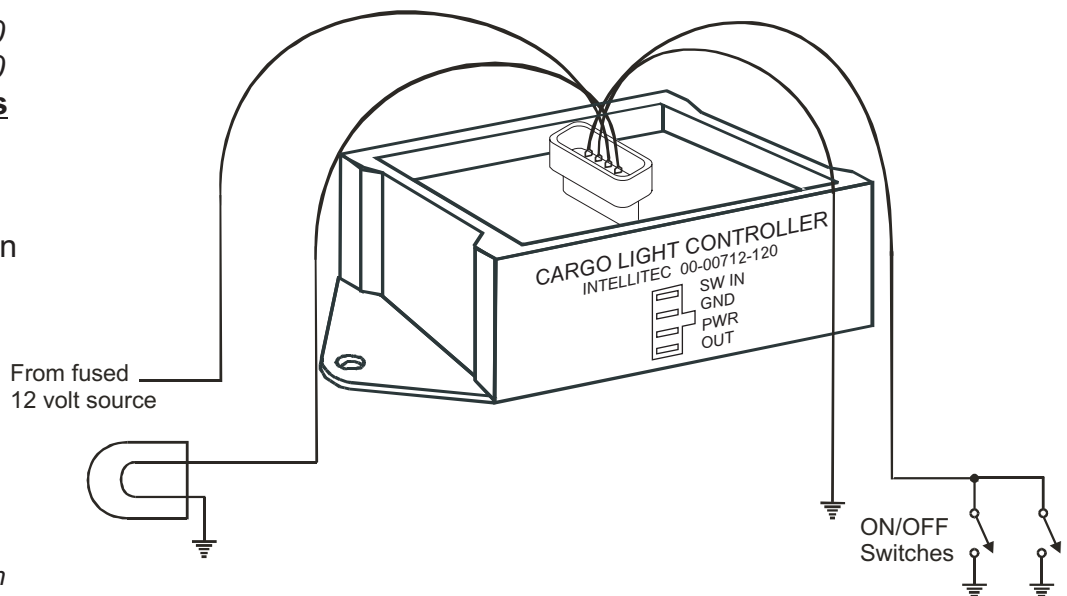
Nominal Supply Voltage	<u>00-00712-120</u> 12 volts	<u>00-00712-240</u> 24 volts
Maximum Continuous Carry Current	10 Amps	10 Amps
Maximum Ambient Temperature	185 Degrees F.	185 Degrees F.
Minimum Ambient Temperature	-40 Degrees F.	-40 Degrees F.
Normal Battery Delay Time	20 minutes	20 minutes
Low Battery Delay Time	2 minutes	2 minutes
Approximate Overall Size	4 1/4" X 3-3/4" X 1 3/8" high	

Typical Wiring Diagram:

00-00712-120
00-00712-240

Connections

D - Switch
C - Ground
B - Power In
A - Output



Intellitec

131 Eisenhower Lane North
Lombard, IL 60148
630.268.0010 / 1.800.251.2408
FAX 630.916.7890

P/N 53-00712-120 Rev. F 090908